



Cabine - Car

Square

Revêtement de sol – Floor covering

PVC - Gris stone - PVC - Gris stone

Plinthes et profils de jonction des panneaux

Panel skirtings and jointing trims

Aluminium aspect inox - Natural anodized aluminium

Parois – Panels

Stratifié ARPA : 4602, 4603 | 0623 pour le bandeau uniquement

Fil du bois horizontal (voir documentation TEINTES)

Laminated panels : 4602, 4603 | 0623 only side bands

Horizontal wood panels (see CAR PATTERNS documentation)

Miroir – Mirror

Toute largeur, hauteur 500 mm - Full width, height 500 mm

Main courante – Handrails

- Tube : aluminium aspect inox

- Embouts : aluminium poli brillant

- Tube : aluminium, stainless steel aspect

- Ends : polished brightness aluminium

Entrée – Entrance

Retours d'entrée et vantaux en inox brossé

Entrance returns & panels in brushed stainless steel

Plafond – Ceiling

Époxy texturé blanc RAL 9003

White epoxy RAL 9003

Éclairage – Lighting

4 spots ronds à LED - 4 round LED spots

Dalle à LED en applique - LED panel surface mounting

Protection – Protection

Barrière de cellules - Safety edges

Panneau de commande – Car operating panel

Demi colonne M3 en inox brossé - Half height column M3 in brushed stainless steel

Boutons et accessoires – Buttons and accessories

Boutons Cyntra noir micro-course (conforme norme EN81-70), indicateur d'étage LCD 4" couleur avec synthèse vocale

Téléphone tri-phonique

Impression sur backlight

Digicode intégré dans la boîte à boutons

Black Cyntra micro-switch buttons (compliant to EN81-70), 4" colour LCD level display with voice synthesis

Tri-phonic telephone

Lift information printed on backlight

Integrated digital access code in the COP



Découvrez-moi
Discover me

Parois – Panels

Stratifié ARPA cabines Wood, sauf teinte 2012 (voir documentation TEINTES)
Fil du bois horizontal
Laminated panels Wood cars, except 2012 (see CAR PATTERNS documentation)
Horizontal wood panels



Miroir – Mirror

Toute largeur, hauteur 900 mm - *Full width, height 900 mm*

Main courante – Handrails

- Tube : inox -> brossé
- Embouts : aluminium -> chromé, chromé ton noir, chromé ton or
- *Tube : stainless steel -> brushed*
- *Ends : aluminium -> chromium, black chromium, gold chromium*

Entrée – Entrance

Retours d'entrée et vantaux en inox -> gravé, lino
Entrance returns & panels in stainless steel -> engraved, Lino

Plafond – Ceiling

Époxy texturé noir RAL 9005, Inox -> brossé, poli, gravé, lino, Bat G4
Black epoxy RAL 9005, stainless steel -> brushed, polished, engraved, lino, BAT G4

Panneau de commande – Car operating panel

Demi colonne inox brossé, poli miroir or, inox palinato, époxy brun sablé, époxy bleu chiné, Polycarbonate
Half height column in brushed stainless steel, super mirror gold stainless steel, Palinato stainless steel, brown sable epoxy, bleu chiné epoxy, polycarbonate

Boutons et accessoires – Buttons and accessories

Boutons Evolya Angel ou Démon, Synia, micro-course (conforme norme EN81-70)
Evolya Angel or Démon, Synia, micro switch push buttons (comply with EN 81-70)





Sol
Floor

Tapis gris Stone
PVC - gris Stone

Stratifié
Laminated panel

Arpa 4603 Aleve + Arpa 4602 Aleve (bandeau)
Arpa 4603 Aleve + Arpa 4602 Aleve (side band)

Plafond
Ceiling

Blanc RAL 9003 avec dalle à LED en Applique
White epoxy RAL 9003 with LED panel surface mounting

Main courante
Handrails

Tube aluminium aspect inox, embout poli brillant
Tube aluminium stainless steel aspect, ends polished brightness aluminium

Miroir
Mirror

Toute largeur hauteur 500
Full width, height 500 mm

Boîte à boutons
Car operating panel

Demi colonne M3 en Inox brossé
Half height column M3 in brushed stainless steel



Sol <i>Floor</i>	Tapis gris Stone <i>PVC - gris Stone</i>	Main courante <i>Handrails</i>	Tube aluminium aspect inox, embout poli brillant <i>Tube aluminium stainless steel aspect, ends polished brightness aluminium</i>
Stratifié <i>Laminated panel</i>	Arpa 4602 Aleve + Arpa 4603 Aleve (bandeau) <i>Arpa 4602 Aleve + Arpa 4603 Aleve (side band)</i>	Miroir <i>Mirror</i>	Toute largeur hauteur 500 <i>Full width, height 500 mm</i>
Plafond <i>Ceiling</i>	Blanc RAL 9003 avec dalle à LED en Applique <i>White epoxy RAL 9003 with LED panel surface mounting</i>	Boîte à boutons <i>Car operating panel</i>	Demi colonne M3 en Inox brossé <i>Half height column M3 in brushed stainless steel</i>



Sol
Floor

Tapis gris Stone
PVC - gris Stone

Stratifié
Laminated panel

Abet 634 + Arpa 2631 lucida (bandeau) *[Option]*
Abet 634 + Arpa 2631 lucida (side band) *[Option]*

Plafond
Ceiling

Blanc RAL 9003 avec spots ronds à LED
White epoxy RAL 9003 with round LED spots

Main courante
Handrails

Tube aluminium aspect inox, embout poli brillant
Tube aluminium stainless steel aspect, ends polished brightness aluminium

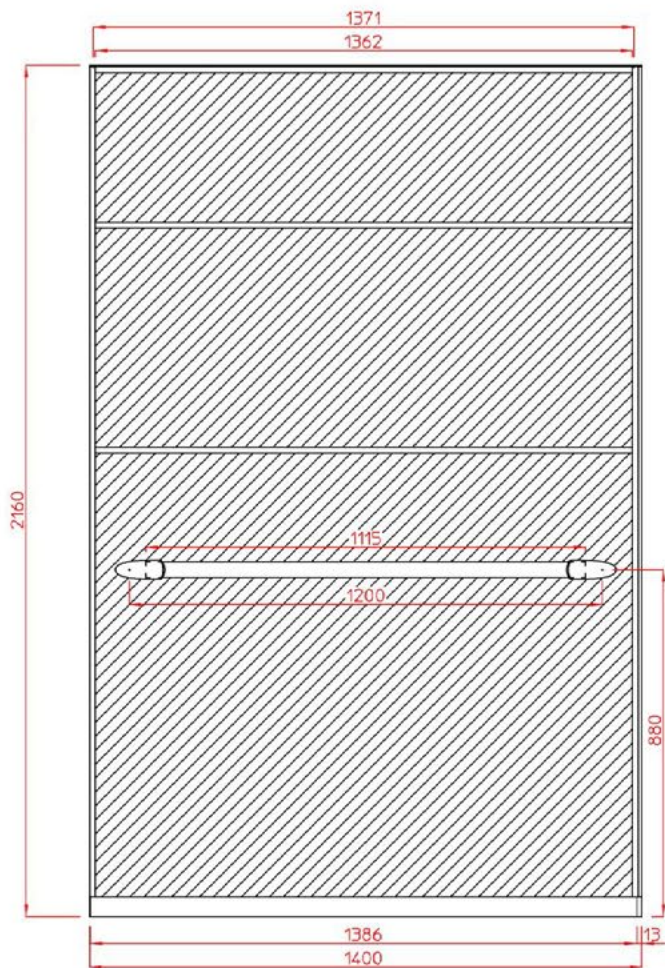
Miroir
Mirror

Toute largeur hauteur 500
Full width, height 500 mm

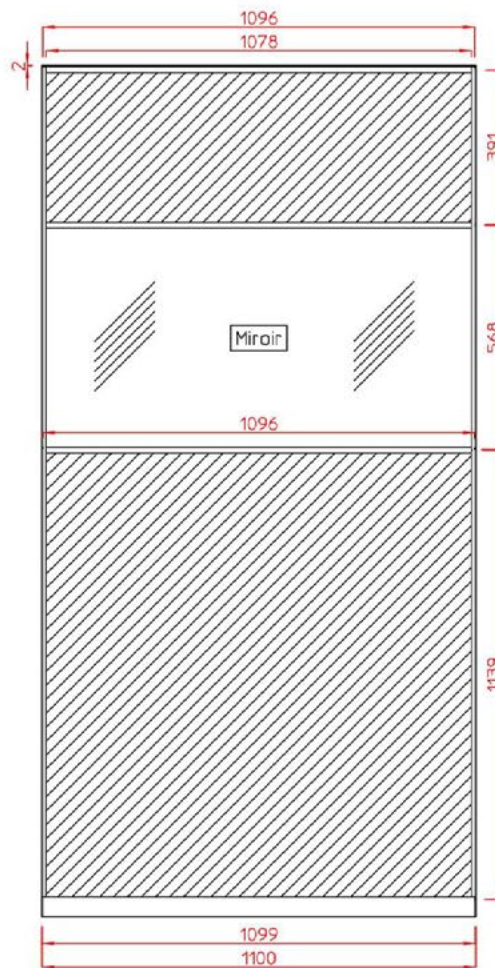
Boîte à boutons
Car operating panel

Demi colonne M3 en Inox brossé
Half height column M3 in brushed stainless steel

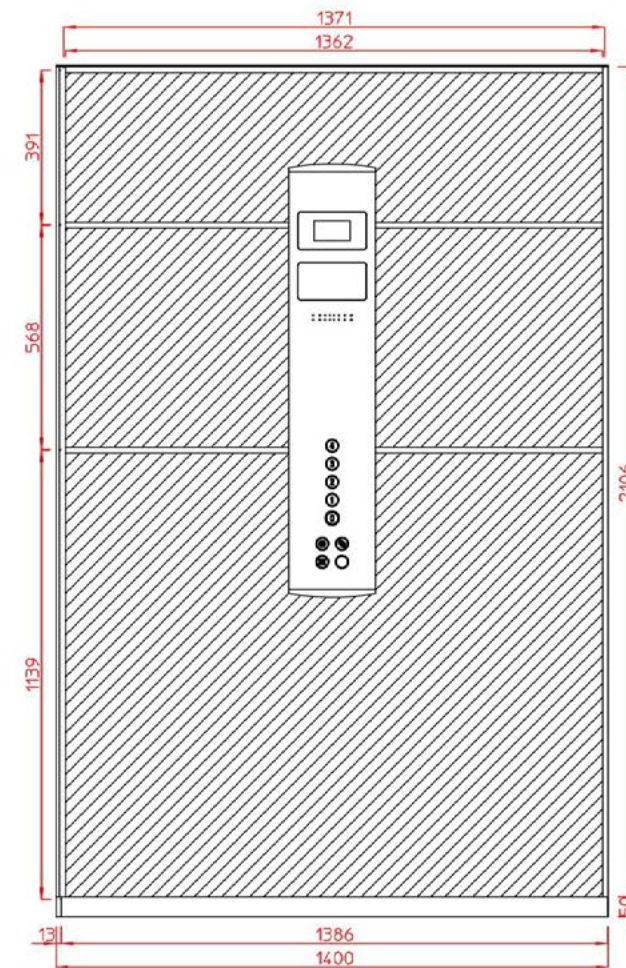
Square - BASE BASIS



Face B



Face C



Face D



Sol
Floor

Tapis gris Stone
PVC - gris Stone

Stratifié
Laminated panel

Arpa 4603 Aleve + Arpa 0623 Erre (bandeau)
Arpa 4603 Aleve + Arpa 0623 Erre (side band)

Plafond
Ceiling

Blanc RAL 9003 avec spots ronds à LED
White epoxy RAL 9003 with round LED spots

Main courante
Handrails

Tube aluminium aspect inox, embout poli brillant
Tube aluminium stainless steel aspect, ends polished brightness aluminium


Miroir
Mirror

Toute largeur hauteur 900 **[Option]**
Full width, height 900 mm [Option]

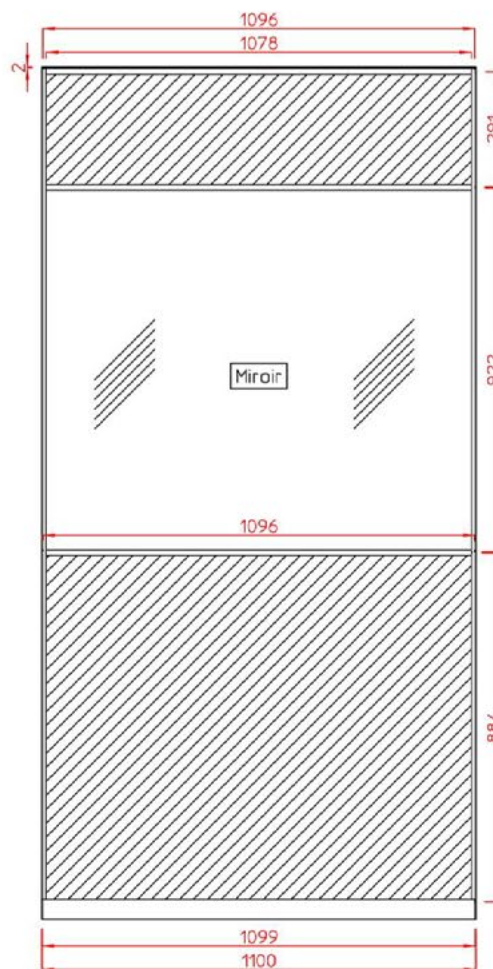
Boîte à boutons
Car operating panel

Demi colonne M3 en Inox brossé
Half height column M3 in brushed stainless steel

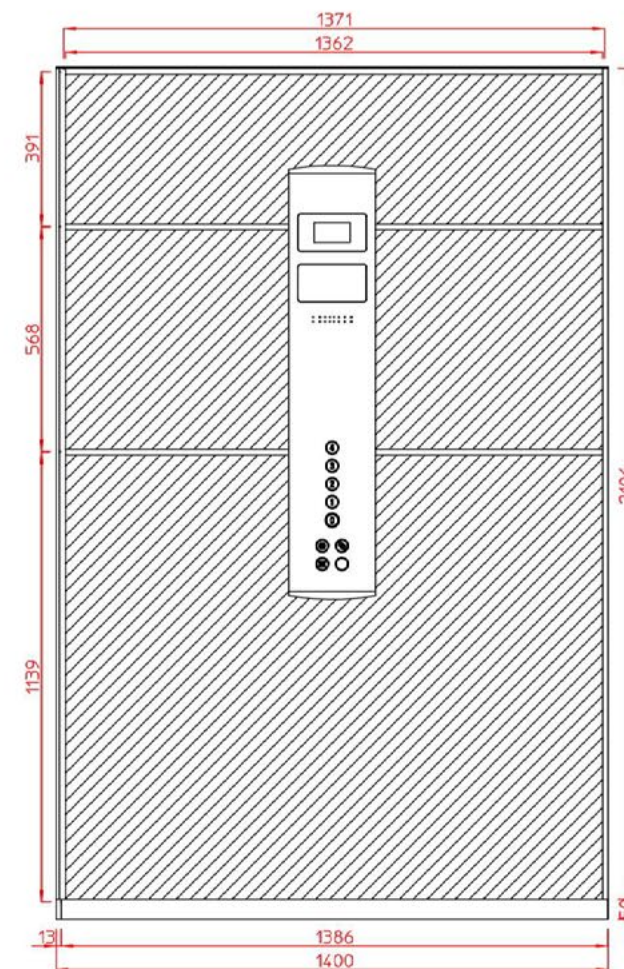
Square - OPTIONS *OPTIONS*



Face B



Face C



Face D



Sol <i>Floor</i>	Tapis gris Stone <i>PVC - gris Stone</i>	Main courante <i>Handrails</i>	Tube aluminium aspect inox, embout poli brillant <i>Tube aluminium stainless steel aspect, ends polished brightness aluminium</i>
Stratifié <i>Laminated panel</i>	Arpa 4603 Aleve + Arpa 4602 Aleve (bandeau) <i>Arpa 4603 Aleve + Arpa 4602 Aleve (side band)</i>	Miroir <i>Mirror</i>	Toute largeur hauteur 500 <i>Full width, height 500 mm</i>
Plafond <i>Ceiling</i>	Blanc RAL 9003 avec dalle à LED en Applique <i>White epoxy RAL 9003 with LED panel surface mounting</i>	Boîte à boutons <i>Car operating panel</i>	Demi colonne M3 en Inox brossé <i>Half height column M3 in brushed stainless steel</i>



Sol <i>Floor</i>	Tapis gris Stone <i>PVC - gris Stone</i>	Main courante <i>Handrails</i>	Tube aluminium aspect inox, embout poli brillant <i>Tube aluminium stainless steel aspect, ends polished brightness aluminium</i>
Stratifié <i>Laminated panel</i>	Arpa 4602 Aleve + Arpa 4603 Aleve (bandeau) <i>Arpa 4602 Aleve + Arpa 4603 Aleve (side band)</i>	Miroir <i>Mirror</i>	Toute largeur hauteur 500 <i>Full width, height 500 mm</i>
Plafond <i>Ceiling</i>	Blanc RAL 9003 avec dalle à LED en Applique <i>White epoxy RAL 9003 with LED panel surface mounting</i>	Boîte à boutons <i>Car operating panel</i>	Demi colonne M3 en Inox brossé <i>Half height column M3 in brushed stainless steel</i>



Sol
Floor

Tapis gris Stone
PVC - gris Stone

Stratifié
Laminated panel

Abet 669 + Abet 850 (bandeau) *[Option]*
Abet 669 + Abet 850 (side band) *[Option]*

Plafond
Ceiling

Blanc RAL 9003 avec spots ronds à LED
White epoxy RAL 9003 with round LED spots

Main courante
Handrails

Tube aluminium aspect inox, embout poli brillant
Tube aluminium stainless steel aspect, ends polished brightness aluminium

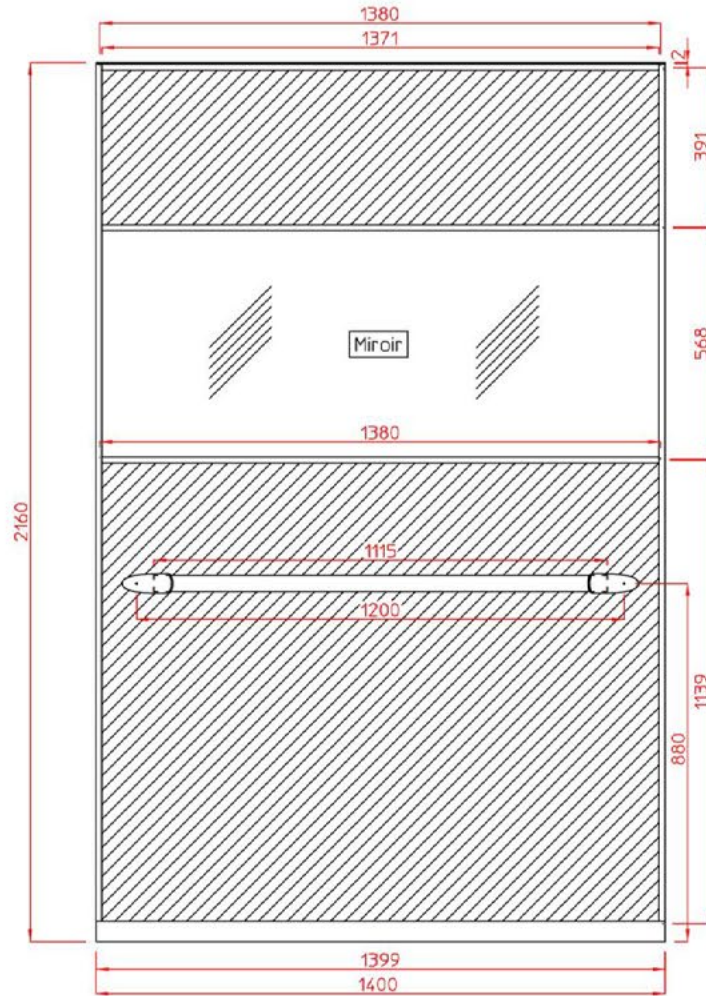
Miroir
Mirror

Toute largeur hauteur 500
Full width, height 500 mm

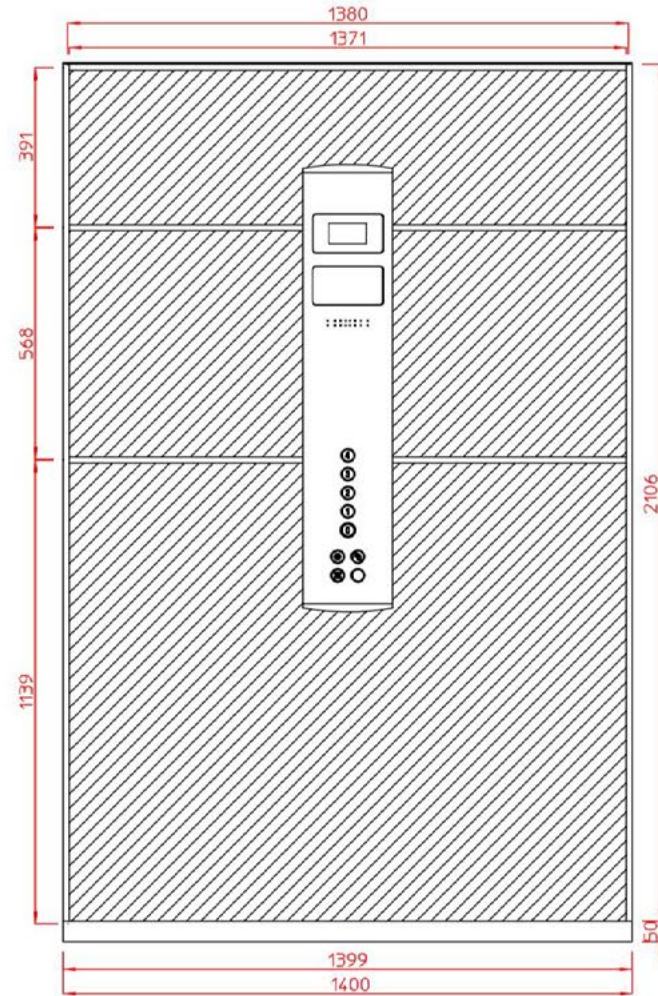
Boîte à boutons
Car operating panel

Demi colonne M3 en Inox brossé
Half height column M3 in brushed stainless steel

Square - BASE BASIS



Face B



Face D



Sol
Floor

Tapis gris Stone
PVC - gris Stone

Stratifié
Laminated panel

Arpa 4603 Aleve + Arpa 0623 Erre (bandeau)
Arpa 4603 Aleve + Arpa 0623 Erre (side band)

Plafond
Ceiling

Blanc RAL 9003 avec spots ronds à LED
White epoxy RAL 9003 with round LED spots

Main courante
Handrails

Tube aluminium aspect inox, embout poli brillant
Tube aluminium stainless steel aspect, ends polished brightness aluminium

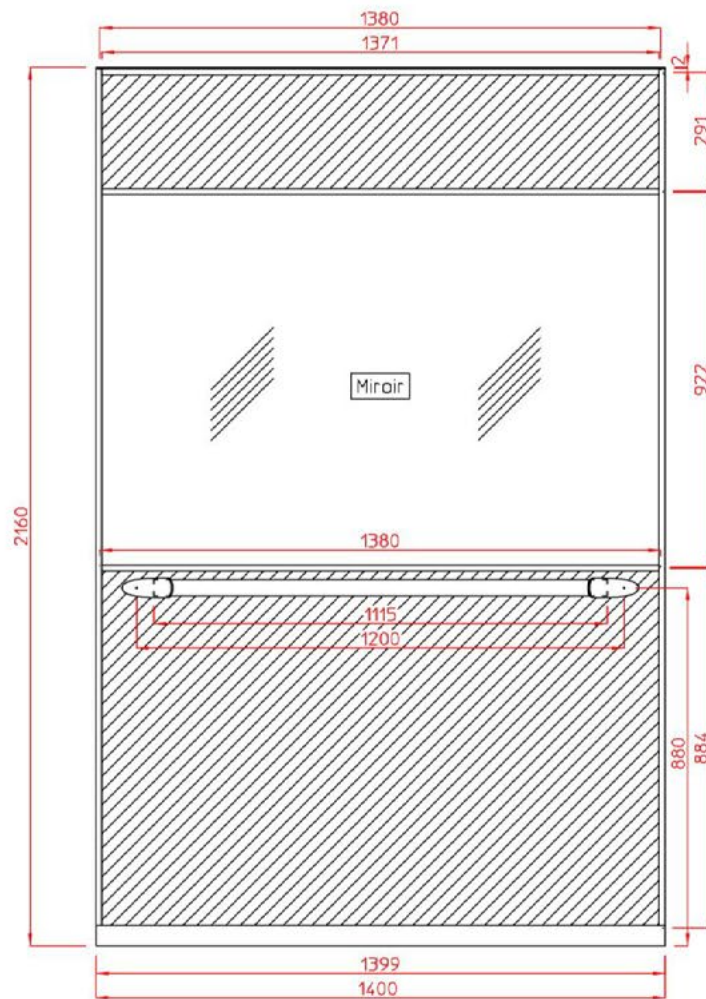
Miroir
Mirror

Toute largeur hauteur 900 **[Option]**
Full width, height 900 mm [Option]

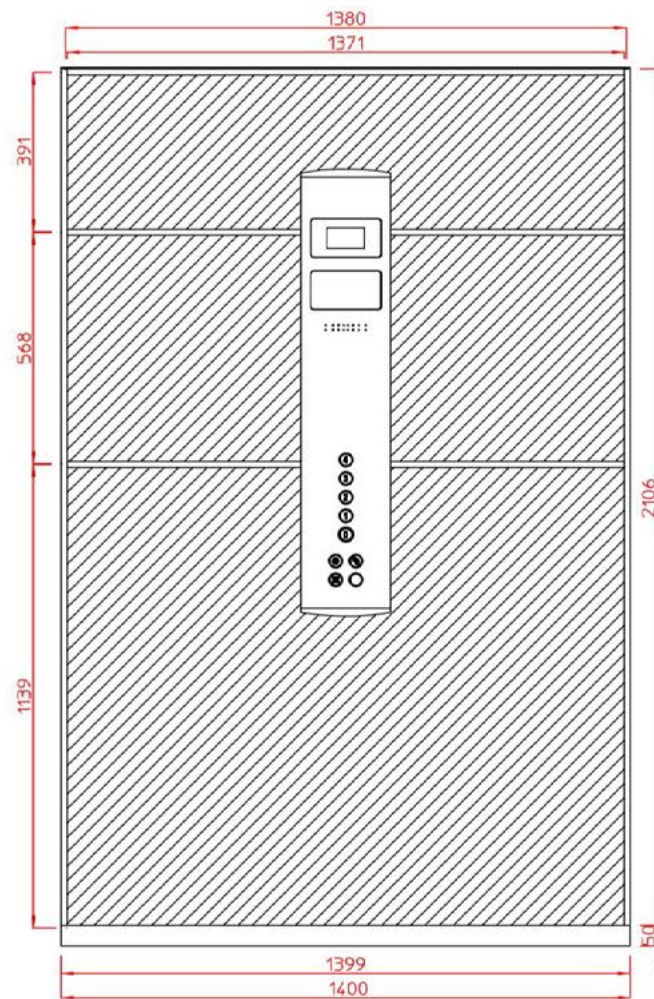
Boîte à boutons
Car operating panel

Demi colonne M3 en Inox brossé
Half height column M3 in brushed stainless steel

Square - OPTIONS *OPTIONS*



Face B

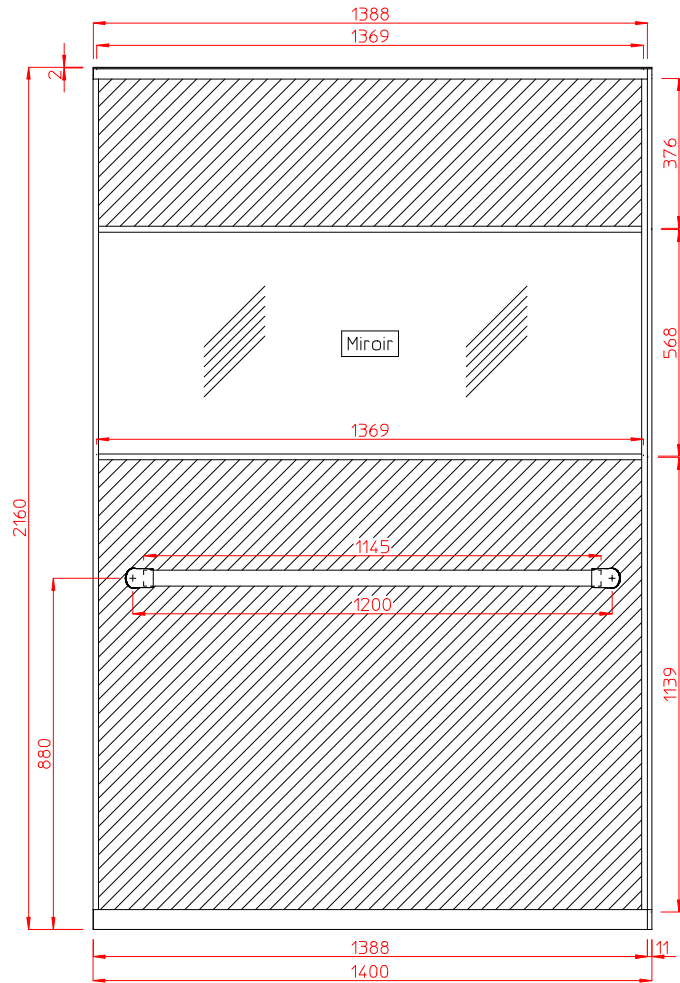


Face D




Sol <i>Floor</i>	Tapis gris Stone <i>PVC - gris Stone</i>	Main courante <i>Handrails</i>	Tube aluminium aspect inox, embout poli brillant <i>Tube aluminium stainless steel aspect, ends polished brightness aluminium</i>
Stratifié <i>Laminated panel</i>	Arpa 4603 Aleve + Vitree + Arpa 4602 Aleve (bandeau) <i>Arpa 4603 Aleve + Glazed + Arpa 4602 Aleve (side band)</i>	Miroir <i>Mirror</i>	Toute largeur hauteur 500 <i>Full width, height 500 mm</i>
Plafond <i>Ceiling</i>	Blanc RAL 9003 avec spots ronds à LED <i>White epoxy RAL 9003 with round LED spots</i>	Boîte à boutons <i>Car operating panel</i>	Demi colonne M3 en Inox brossé <i>Half height column M3 in brushed stainless steel</i>

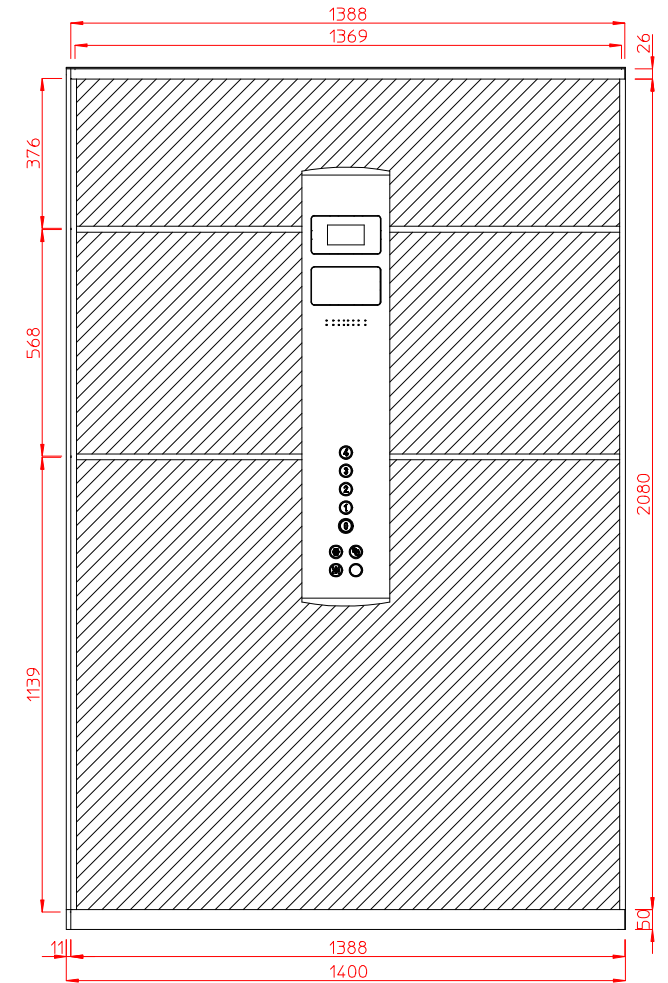
Square - Option Visio *Visio option*



Face B



Face C




Face D

Square - Option Visio *Visio option*

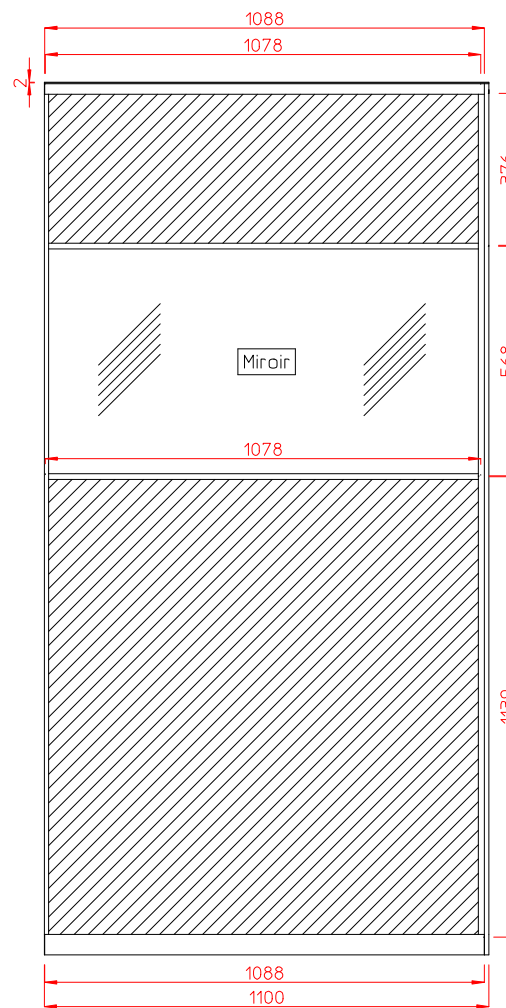


Sol <i>Floor</i>	Tapis gris Stone <i>PVC - gris Stone</i>	Main courante <i>Handrails</i>	Tube aluminium aspect inox, embout poli brillant <i>Tube aluminium stainless steel aspect, ends polished brightness aluminium</i>
Stratifié <i>Laminated panel</i>	Arpa 4603 Aleve + Arpa 4602 Aleve (bandeau) + Vitrée <i>Arpa 4603 Aleve + Arpa 4602 Aleve (side band) + Glazed</i>	Miroir <i>Mirror</i>	Toute largeur hauteur 500 <i>Full width, height 500 mm</i>
Plafond <i>Ceiling</i>	Blanc RAL 9003 avec spots ronds à LED <i>White epoxy RAL 9003 with round LED spots</i>	Boîte à boutons <i>Car operating panel</i>	Colonne toute hauteur en inox brossé [Option] <i>Full height column in brushed stainless steel [Option]</i>

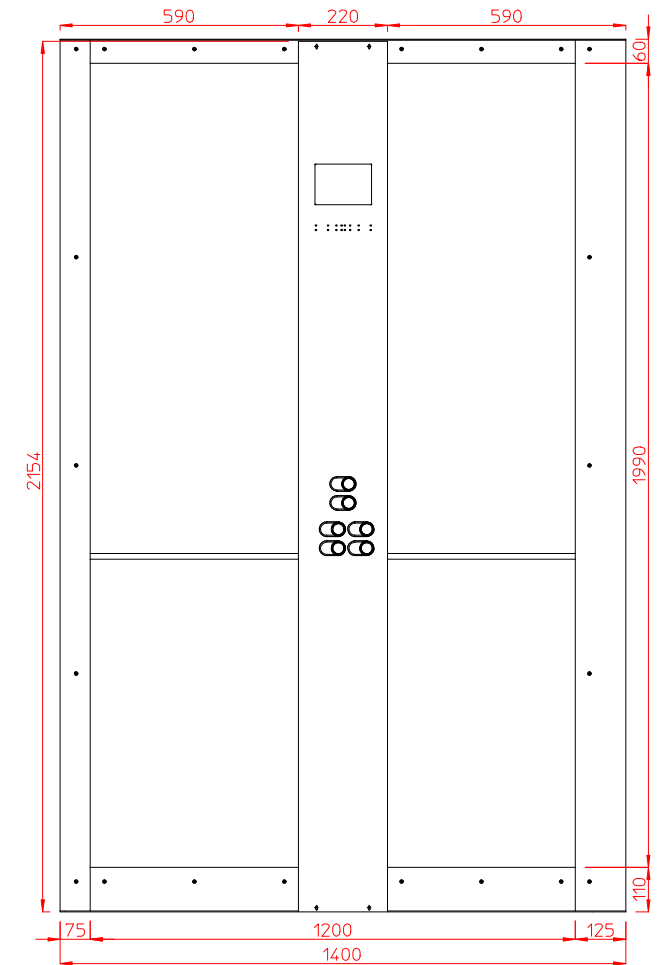
Square - Option Visio *Visio option*



Face B



Face C



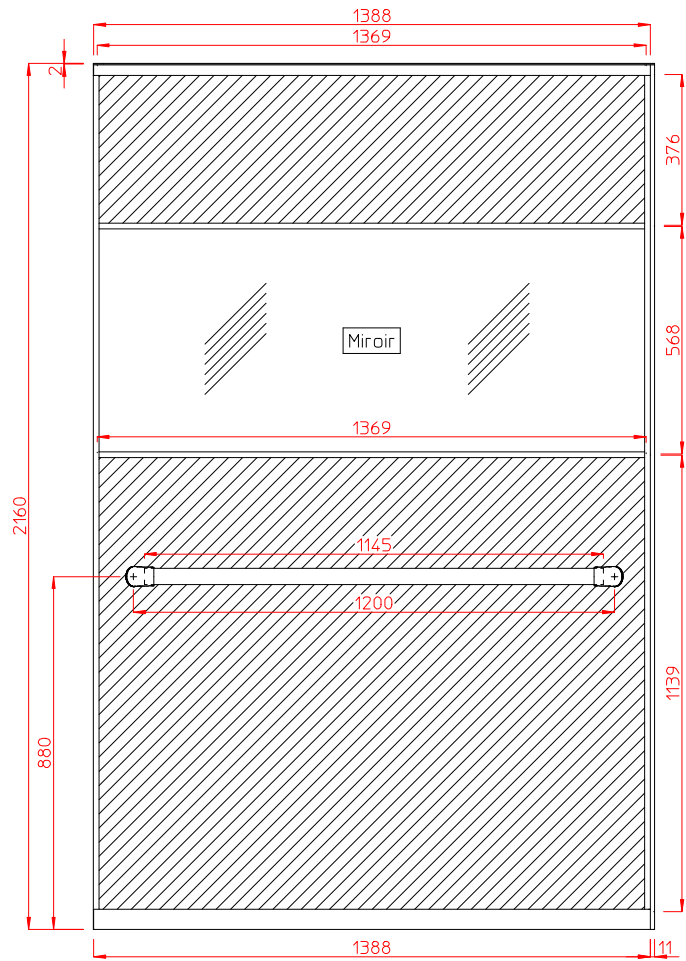
Face D

Square - Option Visio *Visio option*

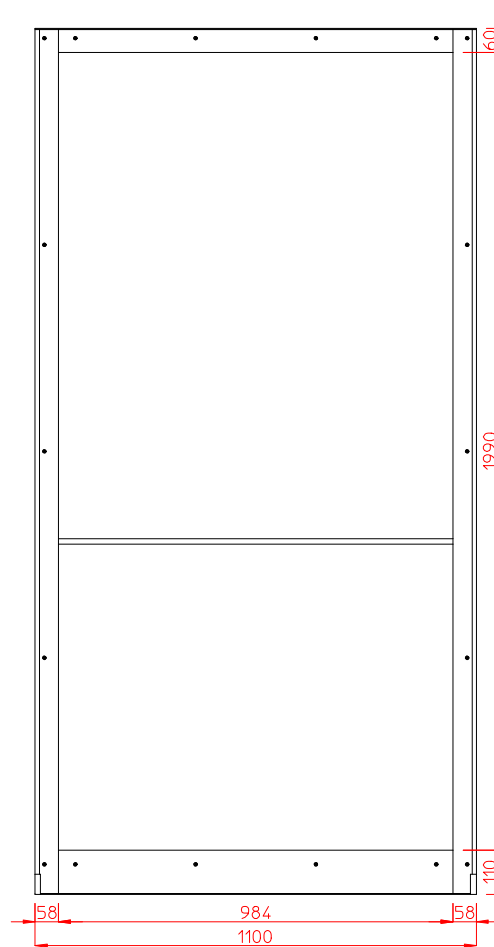


Sol <i>Floor</i>	Tapis gris Stone <i>PVC - gris Stone</i>	Main courante <i>Handrails</i>	Tube aluminium aspect inox, embout poli brillant <i>Tube aluminium stainless steel aspect, ends polished brightness aluminium</i>
Stratifié <i>Laminated panel</i>	Arpa 4603 Aleve + Vitrée <i>Arpa 4603 Aleve + Glazed</i>	Miroir <i>Mirror</i>	Toute largeur hauteur 500 <i>Full width, height 500 mm</i>
Plafond <i>Ceiling</i>	Blanc RAL 9003 avec spots ronds à LED <i>White epoxy RAL 9003 with round LED spots</i>	Boîte à boutons <i>Car operating panel</i>	Colonne toute hauteur en inox brossé (Option) <i>Full height column in brushed stainless steel (Option)</i>

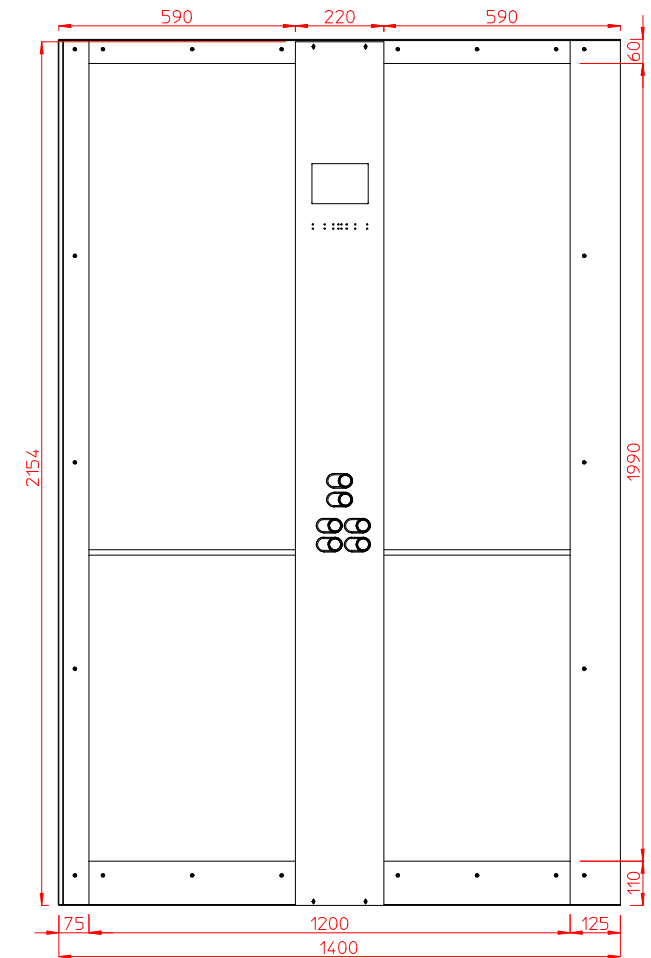
Square - Option Visio *Visio option*



Face B



Face C



Face D

Square - Option Visio *Visio option*



Sol
Floor

Tapis gris Stone
PVC - gris Stone

Stratifié
Laminated panel

Arpa 4603 Aleve + Vitree
Arpa 4603 Aleve + Glazed

Plafond
Ceiling

Blanc RAL 9003 avec spots ronds à LED
White epoxy RAL 9003 with round LED spots

Main courante
Handrails

Tube aluminium aspect inox, embout poli brillant
Tube aluminium stainless steel aspect, ends polished brightness aluminium

Miroir
Mirror

Toute largeur hauteur 500
Full width, height 500 mm

Boîte à boutons
Car operating panel

Colonne toute hauteur en inox brossé **(Option)**
*Full height column in brushed stainless steel **(Option)***



SODIMAS[®]

ascenseurs



Siège social - Head office

📍 11 rue Ampère
26600 Pont de l'Isère
FRANCE

☎ +33(0)4 75 84 86 00
@ accueil@sodimas.fr

www.SODIMAS.com